

**#21 NLCC Captain Jackson
Parent / Guardian Handbook
For Training Year 2025 to 2026**



Una Cum Altero


This package belongs to: _____

Table of Contents

| | |
|--|----------|
| Commanding Officer's Welcome Letter | 4 |
| KEY POINTS OVERVIEW Mandatory Parades and Parade Nights:..... | 5 |
| Absences: | 5 |
| Perfect Attendance and Awards..... | 5 |
| Parade Times:..... | 5 |
| Requests: | 6 |
| UNIFORMS | 6 |
| DEFENCE CONTROLLED ACCESS REGULATION | 6 |
| REGISTRATION | 7 |
| WEEKLY UPDATES | 7 |
| CANTEEN | 7 |
| DUTY DIVISON | 7 |
| CANCELLATIONS | 8 |
| PARKING | 8 |
| PARADES | 9 |
| Ceremonial Divisions (CDs):..... | 9 |
| Full Ship's Company Practices:..... | 9 |
| Other Parades:..... | 9 |
| CUSTOMS OF THE NAVY | 10 |
| FALLING OUT | 10 |
| DRESS | 10 |
| Extra-Curricular - BAND, BOATS CREW, AND RANGE | 11 |
| CHAIN OF COMMAND (COC)..... | 11 |
| FUNDRAISING | 11 |
| COMMUNITY SERVICE..... | 11 |
| HARASSMENT / ABUSE POLICY | 12 |
| DISCIPLINE POLICY | 12 |
| TRAINING | 13 |
| Parents and Guardians..... | 13 |

Welcome Handbook 2025– 2026

| | |
|---|----|
| Cadets..... | 13 |
| SCUBA, CAMP, AND OUTSIDE ACTIVITIES | 13 |
| FURTHER INFO | 14 |
| Awards and Badges..... | 14 |
| OFFICERS | 17 |
| Contact Information | 18 |
| Bassard Badge Placements | 19 |
| Helpful Links and Other Information | 22 |
| Organizational Chart..... | 23 |
| Uniform Measurement Guid..... | 24 |



Commanding Officer's Welcome Letter

Hello and thank you for introducing your child to the Navy League Cadet program. I know that they will enjoy working with the other cadets as they learn many new skills, make new friends and partake in a lot of fun and challenging activities which are all supervised by our officers and instructors.

I would like to request you assist your child in getting to cadets on time and prepared for their training. They should have their uniforms and equipment with them, in good shape and wearing the correct one. If your cadet cannot make a training night or activity, please submit a leave request on our website.


If your child has any special requirements that are needed for their training that we should know about, please advise us immediately. Our training program and activities vary from week to week. We will do our best to accommodate this.

You should make yourself aware of many of the policies and procedures that govern the delivery of the Navy League Cadet program. They can be found on our website. Please review the Navy League Cadet application which includes the cadet code of conduct. The bylaws concerning cadet safety, harassment and abuse policies are also in the Publications section of the website.


Let's have fun and be safe while we do it. I promise that you will see your cadet prosper as they grow through our program.

Please visit our website at www.captainjackson.ca. It will answer many of your questions about the Navy League Cadet program.

If there is anything further questions please contact their Division Officer, or Myself, as my door and inbox is always open.

Lt(NL) 

Lt (NL) Kiri Wicks
Commanding Officer
#21 NLCC Captain Jackson



KEY POINTS OVERVIEW

Mandatory Parades and Parade Nights:

Every Thursday night and other specified dates, such as Full Ship's Company Practice, Remembrance Day, Ceremonial Divisions (CDs), Inspections, and Battle of the Atlantic, as per Routine Orders (ROs).

When Cadets are dismissed to classes, all parents, guardians, family members, and guests are required to leave the building or request an exception from the Commanding Officer (CO). This is required for security reasons, both for the Cadets in attendance and the sensitive nature that parading on a military base presents.

Absences:

Leave may be granted when requests by the cadets. See the Leave Request section of our website (<https://captainjackson.ca/leave-request>). Emails sent will not be accepted. Cadets who are sick or are unable to attend should still fill out a leave request as they may still be eligible for Awards, see below.

For extended leaves of absence (more than 2 consecutive training nights) an email must be sent to the CO within (7) days of the missed nights: CO.NLCC.CaptainJackson@abnavyleague.ca. Failure to do so may result in your Cadet being deemed dismissed from the Corps, after several attempts of communication.

Perfect Attendance and Awards

Cadets who attend each training night and mandatory parades are eligible for Awards and Perfect Attendance Medal. Eligibility is MAX 3 excused (leave requests) and 3 unexcused or an average of 95-100% Attendance. All award criteria are located on page

Parade Times:

Cadets may not be dropped off prior to 1805 hours (605pm), and must be signed in by a parent or guardian. Cadets may be picked up any time after secure, between 2030 and 2100 hours (8:30-9pm). Parents are welcome to stay at the beginning for colors and prayers, and encouraged to enter the building at 2015 hrs for sunset and announcements. Parents will not be allowed on the parade square or the facilities prior to 2015 hrs as stated above. If chairs are laid out, we kindly ask that the front row to stage right of the dais is left open for our reviewing party. Please do not block doorways, emergency exits, or hallways.

Note: We aim to be secured before 2100, however, sometimes our announcements go over this time. We appreciate your patience and understanding in this matter.

Cadets who are late or tardy for the beginning of Colors (1825) will be marked as such, and continued tardiness may result in the Cadet missing out on awards or recognition. If you have

Welcome Handbook 2025– 2026

issues dropping off your Cadet before this time, please see our Executive Officer (XO) or CO so that we may work with you to ensure no negative impact.

Please note: If a Cadet is not picked up by a parent or guardian by 2130, we will call. If we cannot reach you, we will call their emergency contact information. If we cannot reach them, we may escalate the situation to ensure the Cadet is safely looked after. Repeated instances of calls out due to tardy pick-ups may result in the Cadet being dismissed from the program for safety reasons.

Requests:

Cadets are responsible for any requests they made (leave requests, promotion, award considerations, etc.). Parents may assist the Cadet with the request; however, an Officer may follow up with the Cadet for further info.

UNIFORMS

Uniforms are to be cleaned and maintained as per the uniform care document on our website (<https://captainjackson.ca/uniform-care>). Parents are encouraged to assist their Cadet with this; however, it is ultimately the Cadet who is responsible to ensure their uniform is presentable, maintained, and complete always.

When a uniform is returned to the Corp, it shall be cleaned, ironed, boots to a high shine, complete, and on a hanger on a bag (unless the Cadet is no longer attending, in which case the hangar may be forgone).-

DEFENCE CONTROLLED ACCESS REGULATION

Captain Jackson parades on a military establishment, HMCS TECUMSEH (TEC). From time to time, the CO of TEC may issue direction, orders, limitations, or considerations that alter how we operate. All Officers, Cadets, parents, guardians, and guests shall obey these instructions as it applies to them. The Officer of the Day (OOD) has the authority to point out any infraction and failure to follow their instructions to correct the manner may result in us asking you to leave the premise.

All parents, guardians, and guests are to always carry a piece of government issue photo ID on them and present it when asked by an Officer. All Officers shall carry a valid Navy League Cadets Volunteer ID and have it presentable when not in uniform and around the Cadets.

While at TEC, parents, guardians, and guests are permitted to be in the Annex building when speaking with the Officer Cadre or Calgary Branch. They are not permitted to speak to Cadets who may also be in the Annex during Canteen unless granted permission by the CO. Parents, guardians, and guests are also asked to refrain from wandering around the outside of the building (but within the fenced area) as from time to time we may transit Cadets in these areas.

REGISTRATION

Our intake for Cadets is during September and January. If you have a child who is interested in going and is, or will be turning, nine (9), please visit the Annex during our parade nights and we will be happy to register them. Cadets who are twelve (12) may not be able to attend: please see the Sea Cadets, Air Cadets, or Army Cadets who offer a program for 12- to 18-year-olds.

There is a \$100 membership fee for each Cadet, to a maximum of \$200 per family (this includes Cadets enrolling in #22 RCSCC UNDAUNTED). Calgary Branch accepts cash, credit or debit card, and payment through their website. Forms and waivers will also need to be filled out and signed, along with original copies of the Cadet's Alberta Health Care Card and a piece of government issued photo ID of the Cadet which shows their date of birth.

WEEKLY UPDATES

The Commanding Officer will send out updates on a semi-regular basis. If you are not receiving these, please sign up to our updates at <https://captainjackson.ca/weekly-updates> or, failing this, see the Administration Officer (AdminO). Important information about training, events, and camps are communicated through this means, and failure to read these may result in your Cadet missing out on these activities. Our announcements are communicated through our Facebook page as well (<https://www.facebook.com/NLCCCaptainJackson>), however, the email updates are the most accurate and reliable form of info.

If you do not have an email address or reliable internet connect, please see our AdminO. They will be happy to provide you with a printed copy of any materials (some advanced notice may be required for larger items, and this option is only for those who do not possess the means to access these items on their own).

Note: If there is a change in you or your Cadet's address, email, or phone number, please contact the AdminO ASAP.

CANTEEN

Cadets are granted permission to the Canteen during training nights for stand easy (15-minute break). At Canteen, Cadets may purchase snacks. Cadets, parents, and guardians are responsible to ensure their Cadets have money for Canteen if they buy anything; a pre-paid chit may be started for ease of this. Cadets may spend a maximum of \$2.00 per canteen night.

DUTY DIVISON

Each division rotates responsibilities of being on duty. Duty divisions are responsible to the Divisional Petty Officer (Div PO) to ensure spaces are clean, tidy, as well as any other directions by the OOD. Cadets are not secured until the Div O dismisses them, at which time they may sign out. Cadets failing to assist in cleaning duties may have administrative action levied against them (i.e., loss of Canteen use).

CANCELLATIONS

We strive to ensure Cadet activities go forward each night, however, when situations are out of our control, we may have to cancel our activities. In this case, we will email all parents/guardians, as well as post an update on our Facebook and Instagram page (<https://www.instagram.com/nlcccaptjackson/>). If Cadets are notified that a training night or mandatory event is not cancelled due to weather or other circumstances, Cadets may choose not to attend for safety considerations. These events will be changed to, “Optional” and no leave request will be required.

Note: If you do not have access to Facebook, Instagram, or reliable internet, please notify our AdminO so we may contact you via telephone.

PARKING

As this is an active military base, at no time shall any individual be parked or idle in any reserved stalls, even if they are occupying their vehicle. These are reserved for the COs at the base, as well as their XO's and respective Coxswains and Sergeant Majors. Individuals found to be in violation of this may be towed or have their Cadet removed from the program. Please see a map of acceptable parking areas highlighted in yellow:



PARADES

Ceremonial Divisions (CDs):

The last Thursday of every month is CDs (with a few exceptions). These are more formal nights, where we have a reviewing party and a guest of honor. Additionally, Alberta Division may be inspecting us and our Cadets to ensure we maintain a high standard. Cadets are allowed (and encouraged) to wear any Perfect Attendance medal they may have. As this is a more public event, we encourage parents to stay and watch the ceremony. We also ask Cadets to take extra time to ensure their uniform is maintained to a high standard; individual inspections take place and may warrant awards and recognition for Cadets who show a high deportment.

Full Ship's Company Practices:

The Friday before CDs, a Full Ship's Company practice may take place. These are mandatory and count toward the Perfect Attendance medals. We utilize these days to practice for the upcoming CDs, as well as build upon esprit-de-Corp and comradery.

Other Parades:

There are three (3) other mandatory parade that have significant weight to us; Remembrance Day, Battle of Atlantic, and our Annual Ceremonial Review.

Remembrance Day is on November 11th of each year. We will communicate closer to the date when and where we will be parading. This will vary and potentially be at multiple locations.

The Battle of Atlantic parade is on the first Sunday in May. This takes place at the Military Museum, and commemorates the Canadians and merchants lost in the Atlantic theatre during WWII. Cadets, parents, guardians, and their friends are welcome to attend, and the museum is usually open afterwards for free to further the importance of this event.

Last is our Annual Ceremonial Review, which is our largest inspection carried out by Alberta Division. This is where Cadets show all they've learned throughout the training year, and may also be awarded various awards and recognitions for their hard work.

Note: For all parades, it is important that your Cadet is well-fed and hydrated. Cadets may have to stand for a long period of time, and while we train them in what to do in case of feeling unwell, we still see some Cadets faint. If your Cadet faints, we may contact you or your emergency contact to have them picked up.

CUSTOMS OF THE NAVY

It is required that all visitors, guests, and Cadets must stand:

1. when the CO enters or leave the parade deck;
2. when the reviewing party enters or leaves the parade deck;
3. during the singing of O' Canada and God Save the King;
4. when reciting the Naval Prayer; and
5. during the March Past.

Cadets in uniform are to salute when crossing the brow, passing an officer, passing the Canadian flag, and before and after addressing an officer. If a Cadet is not in uniform, or is not wearing headdress, they shall check their arms in lieu of saluting.

FALLING OUT

Cadets are discouraged from leaving the ranks when formed up without permission. If Cadets are feeling faint or ill, they are to go down on one knee. This will signal to us that attention is needed, and they will immediately be seen to. It is important that Cadets attend well-fed and hydrated to prevent these situations (except for dairy and carbonated items). If a Cadet is deemed to be too ill by the Medical Officer (MedO), the MedO shall contact the Cadet's parent, guardian, or emergency contact to come pick them up. The MedO may not reverse their decision once someone is contacted for liability purposes. Cadet safety shall always come first.

DRESS

On our Routine Orders (ROs), we will communicate which dress to wear (uniform, civilian attire, etc.). It is important to the Cadet's wellbeing and uniform maintenance that these dress instructions are adhered to. We may not allow the Cadet to sign in if the Cadet arrives in clothing that is deemed inappropriate for the day's training activities.

Watches are not to be worn by Cadets, save the Coxswain (Coxn), Regulating Petty Officer (RPO), Ferguson Award recipients, and the Quartermaster (QM). Watches, along with other jewelry and valuables, are to be left with the parent. Captain Jackson is not responsible for lost or damaged valuables.

Cadets are to wear a light t-shirt under their blue dress shirt. This t-shirt is to be dark blue or black only. All Cadets shall make themselves familiar with [NL-410 NLC Dress Regulations](#) and adhere to it's direction unless otherwise stated.

Extra-Curricular - BAND, BOATS CREW, AND RANGE

Various Fridays throughout the year will offer Cadets to partake in Band, Boats Crew (advanced drill), and range, along with other extra-curricular activities. These run at the same times as our training nights. Not only is this an excellent opportunity to refine or learn a new skill, but Cadets may also be eligible for other awards or badges. We will try to make sure that Cadets are able to partake in as many activities as possible, however, due to staffing and space limitations your Cadet may have to choose between certain activities. In the case of a conflict, we recommend your Cadet stick with an activity for the entire training year before switching to another one.

CHAIN OF COMMAND (COC)

Navy League Cadets follows a Napoleonic military structure. This is in part to prepare Cadets if they choose to go to Sea, Army, or Air Cadets, as well as streamline requests and directions. It is important that Cadets understand and respect the CoC; only New Entries will be afforded reminders as this info is required to be known to be promoted to the next level.

Cadets who do not know the CoC are encouraged to ask Senior Cadets (more stuff on their shoulders the better). All Cadets are to be familiar of who the Coxn and RPO are as they are the two most Senior Cadets. Parents and guardians who do not know the CoC are encouraged to ask their Cadets. We ask that parents and guardians respect the CoC as well, as it reinforces this idea to the Cadets as well as maintains efficiency and reduces confusion. Parents and guardians do not have a Divisional Officer (DivO), they may ask the OOD who can direct them from there.

FUNDRAISING

Calgary Branch oversees and runs our fundraising events. We are 100% funded by these events, membership fees, and the generosity of private donors, bursaries, and awards. Our aim is to keep this program accessible to as many Cadets as possible and, while doing so, maintain all the fun camp and extra-curricular activities that we do.

We understand that not everyone may be able to afford this cost still; please reach out to Calgary Branch so we may work with you. We understand that some people may be too busy to donate time; we suggest a donation of \$250 in-lieu of fundraising. We thank you for your continued support and are happy to discuss any concerns you may have.

COMMUNITY SERVICE

A cornerstone of Navy League Cadets is community and, as such, we may perform acts of community service from time to time. Not only is this a great way to build comradery, but it's also an excellent way to showcase and promote Cadets. Like all public outings, Cadets are expected to show a high level of deportment.

HARASSMENT / ABUSE POLICY

At #21 NLCC Captain Jackson, we are committed to providing a safe and respectful environment for all Cadets, Officers, Staff, Calgary Branch Members and Cadet Families. No one has to put up with harassment or abuse of any kind at NLCC Captain Jackson for any reason, at any time. And no one has the right to harass or abuse anyone else. This policy is one step toward ensuring that our Corps is a comfortable place for all of us.

Any/all instances of harassment and/or abuse of any Cadet, Officer, Staff member or member of Calgary Branch, will not be tolerated. Persons abusing/harassing anyone will be removed from TEC or off-site training/parading location immediately and will be banned from returning. All individuals that have been removed from TEC will be reported to the OOD and TEC CO, and will no longer be permitted to enter TEC. Any/all instances of harassment, bullying and abuse of Cadets by other Cadets will result in immediate dismissal from the Corps.

If you have an issue, complaint, or grievance, they are to be brought to the attention of the CO immediately or, if the CO is not present, the XO. No other individual shall be approached.

DISCIPLINE POLICY

We make every effort to maintain proper conduct and discipline withing the Corps at the lowest level and, whenever possible, without resorting to formal corrective measures. However, if we cannot correct this, we may ask Cadets to speak with the CO and/or XO with their parent/guardian present. In this case, we kindly ask that you speak with us as soon as possible as the longer this issue persists, the harder it will be to correct. Examples of corrective measures include, but are not limited to:

1. loss of canteen;
2. extra duty division;
3. loss of camp and/or event privileges; and/or
4. recorded incidents on file.

Repeated incidents, or incidents of a serious nature, may result in the Cadet being dismissed from the Corps. Further information is outline in [NL 8 – Cadet Regulations](#).

TRAINING

Cadets will be issued a manual which they will be responsible to review. This learning is in conjunction with our classes. Each training and full ship's practice, Cadets shall bring with them (at minimum) a notepad, a writing utensil, a water bottle, a small bag to keep ALL items in and a jacket (if cold/raining). These items shall be labeled, and Cadets are responsible to ensure they leave with the items they brought.

Parents and Guardians

It is highly recommended that on a weekly basis you engage your cadets. Simply asking, "What did you learn tonight/last night?" is a great way to start a conversation and reinforce their learning. If they can teach what they learned, then they have mastered the understanding of the subject. Most cadets may be hesitant on opening up, replying, "I don't know" or, "Nothing". It's important to convey to them the importance of explaining what happened. Get them to start with the first and most simple step, lining up for colors ceremony, then getting them to work from there.

Cadets

As important as it is to learn material, you will one day be required to teach it to new entries. Ensure you review this material on a regular basis, especially as you progress in rank and others look towards you to guide and mentor them. It is recommended that during each evening you note in the book what you've learned and tell other people who don't know about Navy League Cadets; parents, guardians, other kids in school. If you can teach someone what you've learned, you know you've understood it.

Please note: this book is your responsibility. Only 1 book is issued per rank level, per year. To replace any lost and/or misplaced books, a fee to cover the cost and any additional fees in obtaining the book is charged.

SCUBA, CAMP, AND OUTSIDE ACTIVITIES

From time to time, we may go on activities outside TEC. These shall be communicated in ROs; however, it is the Cadet's responsibility to ensure any paperwork is filled and submitted in full prior to the deadline. Due to logistics, failure to meet the deadline will result in the Cadet being unable to participate. Some considerations can be made if a Cadet is absent during the time forms are handed out at the discretion of the CO.

There may be additional fees to participate in any extra-curricular activity. Please reach out to Calgary branch if financial considerations would prevent your Cadet from attending so we may work with you to find a solution.

Camps, events, and extra-curricular activities may come with a kit list. Cadets should bring all items on this list and shall not bring any listed contraband. Any contraband found shall be confiscated and may lead to further administrative action. Equally, it is important that all items

Welcome Handbook 2025– 2026

brought by the Cadet are clearly labeled with the Cadet's name. Captain Jackson is not responsible for any lost or misplaced items and may not have the means to get items back if they are left at camp or events.

For SCUBA events, Cadets are to ensure that they meet the swimming requirements outlined in the form. Failure to demonstrate this will result in your Cadet being unable to participate. Cadet safety shall always come first.

Medical forms shall be filled out in full and submitted along with medication in its original packaging. Medication can not be accepted if it is outside its original packaging and/or mixed with other medication, even if the Cadet is aware of which ones are to be taken. Cadets who are feeling unwell prior to a camp or event are to contact the CO soonest so that we may make alternate arrangements. Camp and event fees shall not be refunded once the Cadet leaves for the camp or event. Further, all parents, guardians, and emergency contacts should be reachable in the event of an emergency. Failure to do so may result in the Cadet no longer able to participate in camps or events for safety reasons.

FURTHER INFO

Our welcome package contains further information that we feel you will refer to more often. This package and the welcome package are intended to be used together; in case of a conflict of info please contact the XO for further clarification.

Awards and Badges

Cadets who attend each training night and mandatory parade are eligible for Award nominations at the end of the Training year. Cadets that are eligible will be nominated by the Officers, based on the criteria of the award.

If your Cadet participates in Sailing, Volunteering outside of NL, etc. The CO and Admin need to know of it and have the certificates/Letters of recommendation for the Cadets File.

| | | |
|---|--|--|
| The HMCS Tecumseh Award- presented to the best first year cadet. Awarded to the Cadet that joined the Corps between Sept-March who has shown the most interest and participation in the corps and the cadet program. The Cadet must have a 95-100% attendance for all mandatory parades and practices. | The Most Improved Cadet- Donated by The Calgary Naval Veterans Association. Awarded to the cadet who shows the most improvement in all areas of the Cadet program. Awarded to a cadet between the rank of OC-CPO1. The Cadet must have a 95-100% attendance for all mandatory parades and practices | Commodore Orthlieb Award- Donated to the Corps by Commodore L Orthlieb past Commanding Officer of HMCS Tecumseh. Awarded to the cadet showing the most determination and helpfulness to others in all aspects of the cadet program. This is awarded to cadets from the rank of OC-CPO1, selected by the corps officers. |
|---|--|--|

Welcome Handbook 2025– 2026

| | | |
|--|--|---|
| <p>Esprit De Corps Award- Donated by The Royal Canadian Legion TVS Branch #52- Awarded to the Cadet who displays the spirit of being a Navy League Cadet. Awarded to a Cadet between the rank of OC-CPO1. The Cadet must have a 95-100% attendance for all mandatory parades and practices.</p> | <p>Executive Officers Leadership Award- Donated by A/SLT (NL) M.K. Chu- Presented to the Cadet who exhibits outstanding leadership qualities and genuinely caring about other cadets during the training year. Selected by the Executive Officer. Cadets between the rank of LC and CPO1.</p> | <p>The Citizenship Award- Donated by Jack & Marilyn Kucherawy- Awarded to the Cadet who contributes volunteer time to their community or outside organizations, such as church, mustard seed etc. The Cadet must submit letter(s) to the Commanding Officer from the organization they volunteered at. Awarded to any Cadet between the rank of NE-CPO1</p> |
| <p>The Gunners Award- Donated by C/CPO2 James Wilbur Corps Gunner- Awarded to the Cadet that shows superior proficiency in Dress, Drill and Deportment. Awarded to a Cadet between the ranks of OC-AC (First Year Cadet). The Cadet must have a 95-100% attendance for all mandatory parades and practices.</p> | <p>Colour Party & Boats crew Award- Donated by the Ships Company Of HMCS Tecumseh- Selected by the Colour Party Commander and the Boats Crew Officer. The Cadet must have a 95-100% attendance for all mandatory parades and practices.</p> | <p>Best Junior Non-Commissioned Officer (NCO)- Donated by the Naval Association of Canada, Calgary Branch- awarded to the Junior NCO showing superior dress, drill, and deportment in all cadet activities. Awarded to a cadet with a rank between OC-LC. The Cadet must have a 95-100% attendance for all mandatory parades and practices.</p> |
| <p>Most Improved Band- Awarded to the Band Cadet that shows the most improvement in the Band. Selected by the DMUS and Band Officers. The Cadet must have a 95-100% attendance for all mandatory parades and practices.</p> | <p>The Most Proficient Bandsman Award- Chief Angus Schiedel - Awarded to the Band Cadet with the most proficiency in all aspects of the Band. Selected by the DMUS and Band Officers. The Cadet must have a 95-100% attendance for all mandatory parades and practices.</p> | <p>Best Senior Non-Commissioned Officer (NCO)- Donated by Calgary Branch NLC- Awarded to the Senior NCO showing superior dress, drill, and deportment in all cadet activities. Awarded to cadets with the ranks of PO2-CPO1. The Cadet must have a 95-100% attendance for all mandatory parades and practices.</p> |
| <p>The Junior Academic Proficiency Award- Donated by the Naval Association of Canada- Presented to the Cadet with the highest cumulative marks on their rank exams. Awarded to Cadets between the ranks of AC-LC. TRG O to supply exam marks.</p> | <p>The Senior Academic Proficiency Award- Donated by the Navy League of Canada, Alberta Division- Presented to the Cadet with the Highest cumulative mark on their rank exams. Awarded to a cadet between the rank of PO2-CPO2. TRG O to supply exam marks.</p> | <p>Badges:</p> <p><u>Trade Badges (Parade Positions)</u> Regulator (RPO) Communicator Musician Gunnery Boatswain</p> <p><u>Awards and Skills Badges</u> Award Of Excellence Award for Merit “We Can Help First Aid” First Aid Sailing Semaphore Boatwork Marksmanship Summer Camp Geocaching Bubblemaker</p> |
| <p>Junior Peer Choice Award- Awarded to the Junior Cadet selected by their Peers. Awarded to a cadet with a rank between OC-AC. The Cadet must have a 95-100% attendance for all mandatory parades and practices.</p> | <p>Senior Peer Choice Award - Awarded to the Senior Cadet selected by their Peers. Awarded to cadets between LC-CPO1. The Cadet must have a 95-100% attendance for all mandatory parades and practices.</p> | |

Welcome Handbook 2025– 2026

| | | |
|--|--|---|
| <p>***The F.R. Furguson Memorial Award- Awarded to the Cadet with the highest mark on the Naval History Exam</p> | <p>***The Captain (Naval) Reginald Jackson Memorial Award- Awarded to the Cadet showing overall proficiency in the Cadet program, especially in Leadership. Awarded to a cadet between the rank of PO1-CPO1. The Cadet must have a 95-100% attendance for all mandatory parades and practices</p> | <p>The Award of Excellence- Donated by Calgary Branch NLC- Awarded to the Cadet who has been nominated for the Navy League Medal of Excellence. Selected by the Commanding Officer and Branch President.</p> |
| <p>Divisional Merit Badges- Awarded to a cadet per division who shows merit, dedication and with the best Dress, Drill, & Deportment. Selected by each Divisional Officer. May only be awarded once per cadet. The Cadet must have a 95-100% attendance for all mandatory parades and practices. Oriole, Fredericton, Cabot, Nanaimo, Discovery, Calgary, Tecumseh</p> | <p>The Excellence Badge- Awarded to the cadet who shows excellence in all aspects of Dress, Drill and Deportment. Selected by the Commanding Officer. May only be awarded once. The Cadet must have a 95-100% attendance for all mandatory parades and practices.</p> | <p>Perfect Attendance - Cadets who attend each training night and mandatory parade is eligible for a Perfect Attendance medal. Cadets who are sick or are unable to attend should still fill out a leave request as stated above, as they may still be eligible. If a Cadet joins in the later half of a training year, they are still eligible for this award. Eligibility is MAX 3 excused (leave requests) and 3 unexcused.</p> |



OFFICERS

Officers are happy to discuss any concerns you may have that don't warrant the immediate attention of the CO; however, we ask that you reserve time with them either before or after the training night. Officers will be able to let you know their availability, as they have commitments outside the Corp during the week. Please ensure you are using the proper CoC whenever possible to best address your concern. Below is a list of job titles and their corresponding officers:

| | |
|--|--|
| Commanding Officer (CO) | Lt (NL) K. Wicks |
| Executive Officer (XO) | A/SLt (NL) B. Lynch |
| Administration Officer (AdminO) | Lt (NL) D. MacLeod |
| Assisting Administration Officer (A/AdminO) | MID (NL) N. Lindsay |
| Training Officer (TrgO) | A/SLt (NL) M. Faust |
| Assisting Administration Officer (A/Training) | A/SLt (NL) Day |
| Supply Officer (SupO) | LT (NL) S. Shepherd & A/SLt (NL) W. Chenier |
| Assisting Supply Officer (A/SupO) | A/SLT (NL) Figley & A/SLt (Day) |
| Medical Officer (MedO) | A/SLt (NL) W. Chenier |
| Public Affairs Officer (PAO) | Lt (NL) K. Wicks |
| Communications Officer (CommsO) | A/SLt (NL) A. Chu |
| Operations Officer (OpsO) | MID (NL) A. Chu |
| Range Safety Officer's | A/SLt (NL) M. Faust A/SLt (NL) A. Chu |
| Deck Officer (DeckO) | A/SLt (NL) A. Blackburn |
| Band Officer (BandO) | CI M. Tse |
| Band Officer (BandO) | ----- |
| A Company Commander – Port (A Coy Cmd) | A/SLt (NL) M. Faust |
| B Company Commander – Stbd (B Coy Cmd) | A/SLt (NL) A. Chu |
| Divisional Officer (DivO) – Oriole (HQ) | SLt (NL) B. Lynch |
| Divisional Officer (DivO) – Calgary (Keel) | MID (NL) W. Chenier |
| Divisional Officer (DivO) – Tecumseh (Keel) | CI M. Tse |
| Divisional Officer (DivO) – Nanaimo (Port) | A/SLt (NL) Day |
| Divisional Officer (DivO) – Discovery (Port) | MID (NL) R. Turner |
| Divisional Officer (DivO) – Fredericton (Stbd) | A/SLt (NL) S. Jothiprakasam |
| Divisional Officer (DivO) – Cabot (Stbd) | MID (NL) Monteith |
| | |

Note: An Organizational Chart is available for ease of reading.

Contact Information

Officer Cadre:

Commanding Officer: CO.NLCC.CaptJackson@abnavyleague.ca

Executive Officer: XO.NLCC.CaptJackson@abnavyleague.ca

Administrative Officer: AdminO.NLCC.CaptJackson@abnavyleague.ca

Training Officer: TrgO.NLCC.CaptJackson@abnavyleague.ca

Info/general enquiries: Info.NLCC.CaptJackson@abnavyleague.ca

Forms (Only for camps, events, enrollment, etc.): FormsJackson@abnavyleague.ca

Calgary Branch:

Branch President: CalgaryPresident@abnavyleague.ca

1 Vice President: CalgaryVicePres1@abnavyleague.ca

2 Vice President: CalgaryVicePres2@abnavyleague.ca

Secretary: CalgarySecretary@abnavyleague.ca

Treasurer: CalgaryTreasurer@abnavyleague.ca

Treasurer Assistant: CalgaryTreasurerAsst@abnavyleague.ca

Gaming: CalgaryGaming@abnavyleague.ca

Fundraising: CalgaryFundRaising@abnavyleague.ca

Volunteer Screening: CalgaryScreening@abnavyleague.ca

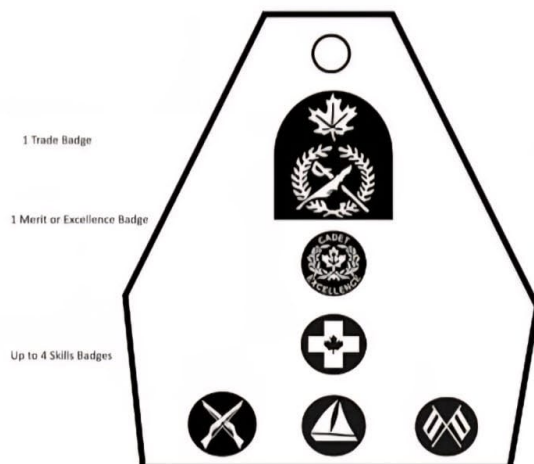
Canteen: CalgaryCanteen@abnavyleague.ca

Communication: CalgaryCommunication@abnavyleague.ca

Welcome Handbook 2025– 2026

Bassard Badge Placements

Badge Placements are by shape



TRADE BADGES | INSIGNES DE SPÉCIALITÉ

| | | | | |
|---------------------------|---------------------------------|------------------------|------------------------|----------------------------|
| | | | | |
| Regulator Modérateur | Communicator Communicateur | Musician Musicien | Gunnery Cannonier | Boatswain Manoeuvrier |

AWARDS AND SKILLS BADGE | DÉCORATIONS

| | | | | | |
|---|---------------------------------------|--|--|--------------------|--------------------------|
| | | | | | |
| Award of Excellence Insigne d'excellence | Award for Merit Mérite | "We Can Help" First Aid Secourisme de la Ligue navale | First Aid Badge (Other) Secourisme (autre) | Sailing Voile | Semaphore Signaleur |
| | | | | | |
| Boatwork Manoeuvre des embarcations | Marksmanship Tir de précision | Summer Camp Insigne de camp d'été | Geocaching | Bubblemaker | |





NAVY LEAGUE CADET PROGRAM QUALIFICATION BADGE STANDARD
NORME D'INSIGNE DE QUALIFICATION DU PROGRAMME
DES CADETS DE LA LIGUE NAVALE



ANNEX A

A qualification badge standard for Navy League Cadets is an effective way to motivate, recognize, and document the achievements of our young participants. By setting clear criteria, providing structured pathways for development, and celebrating accomplishments, such a system can significantly enhance the learning and personal growth experiences of young people.

For placement, order and number of badges on brassard please see [Navy League Dress Regulations \(P410\)](#).

Regulators Badge – Worn by only one cadet per corps, this cadet should be considered the second highest ranking cadet in the Corps and acts as the Assistant to the AdminO. his cadet falls in behind the entire Corps centered and in line with the ~~Coxn's~~ position in front of the Dias. Responsibilities may include:

- Filling out the Ships Log
- Assisting the AdminO in the Ships Office. This could be folding newsletters, or any other task assigned to the cadet
- Collecting the Attendance Sheets (roll call); records it in the Ships Log and passing it along to the AdminO
- May lead the Ships Company, in the absence of the ~~Cox'n~~, during Ceremonial Divisions, Colours and Sunset.

Gunnery Badge – Worn by only one cadet per corps, this Cadet is generally the third highest ranking cadet in the Corps. Cadet in charge of Drill, as well as dress and deportment. This cadet:

- can instruct standing and moving drill in a class setting,
- can perform advanced drill,
- maintains an impeccable uniform, setting a standard,
- understands the NL Dress Regulations including badge placement.

Communicator Badge – This cadet must be proficient in all aspects of communications, both verbal, messaging, and transcribing. This cadet must be able to send and receive **ALL** of the following:

- Semaphore – Five words a minute
- Morse Code – Five words a minute
- Phonetic Alphabet – Five words a minute

Musician Badge - May be worn by a cadet who shows proficiency in playing an instrument in a Corps band.

- The cadet can proficiently play three (3) pieces of music
- For percussion instruments the cadet can perform the above and carry a proper cadence.
- The cadet must also be proficient in band drill and have a supportive recommendation of the ~~BandO~~.

Boatswain Badge – May be worn by a cadet who is proficient in the following:

- ~~Bosn's~~ Call – Pipe the Still, Carry On, the Side, General Call and one optional pipe (Hands to Supper, Wakey Wakey, Pipe Down...etc.) This cadet must also be able to name all parts of a ~~Bosn's~~ Call
- Knots – This cadet must be able to tie a Figure Eight, Clove Hitch, Bowline, Reef Knot, Sheet Bend and one optional.
- Parts of a Ship – This cadet must be able to name the following: Bow, Stern, Midships, Port, ~~Sthd~~, Aft, ~~Fwd~~, ~~Forstle~~, Quarter Deck, Beam, Free Board and Draught.

Badge of Excellence – May be awarded annually to one cadet in the corps who best exemplifies Excellence by the CO. This cadet will have the best conduct, appearance, attitude and attendance in the corps. This usually goes to the cadet nominated for the Medal of Excellence. This badge supersedes and replaces the Merit badge if previously awarded.





NAVY LEAGUE CADET PROGRAM QUALIFICATION BADGE STANDARD
NORME D'INSIGNE DE QUALIFICATION DU PROGRAMME
DES CADETS DE LA LIGUE NAVALE



Award For Merit Badge - The NL "Merit" Badge may be awarded annually to the most outstanding Cadets (one for each ten enrolled), by the CO. These cadets will have the best conduct, appearance, attitude and attendance of the corps.

Navy League Cadet First Aid Badge - May be worn by a Cadet who has completed any recognized first aid training course. The following are the courses recognized by the Navy League of Canada: SJA We Can Help, SJA Emergency First Aid, SJA Standard First Aid, Red Cross Emergency First Aid, Red Cross Emergency First Aid.

First Aid Badge (other) - May be worn by a Cadet who has qualified for the badge as prescribed by the appropriate organization. This badge must be obtained from the organization and be of appropriate size as to fit the brassard. Only one first aid badge may be worn at a time.

Sailing Badge - May be worn by a Cadet that has proven sailing experience as prescribed by Navy League Cadet Optional Training. The Cadet may wear an official Canadian Yachting Association (CYA) badge upon proof of a current certification. The badge must be obtained from CYA, and only one Sailing badge may be worn.

Semaphore Badge - May be worn by a Cadet who has proven the ability to send and receive semaphore at a rate of five words a minute.

Boatwork Badge - May be worn by a Cadet who has successfully completed the PCOC examination and has been awarded a PCOC by a Transport Canada accredited organisation. Under the age of 14, cadets would be restricted to 10hp or less engines but can still acquire the PCOC.

Marksmanship Badge - May be worn by a Cadet who has shot ten targets (100 shots) and achieved a score of 80% or more.


Summer Camp Badge - May be worn by a Cadet who has completed a minimum of 6 days of a summer camp where the camp has been approved by Division. Division should only recognize camps with more than one corps participating if possible.

GeoCaching Badge - May be worn by a Cadet who has demonstrated the ability to use a GPS by finding 5 prearranged points, participated in at least two corps GeoCaching adventures and created at least one new permanent GeoCache and have it registered.

Bubblemaker Badge - May be worn by a Cadet who successfully completes the Bubblemaker program offered by a certified PADI Diver Instructor.




Helpful Links and Other Information




1 - Captain Jackson Policies

<https://captainjackson.ca/policies>



2 - Cadet Security Policy

<https://captainjackson.ca/cadet-security-policy>




3 - Parent Handbook

<https://captainjackson.ca/parent-handbook>



4 - Monthly Routine Orders (MROs)

<https://captainjackson.ca/routine-orders>



5 - Leave Request

<https://captainjackson.ca/leave-request>



6 - Uniform Care

<https://captainjackson.ca/uniform-care>



7 - Weekly Update E-mail List

<https://captainjackson.ca/weekly-updates>

Welcome Handbook 2025– 2026

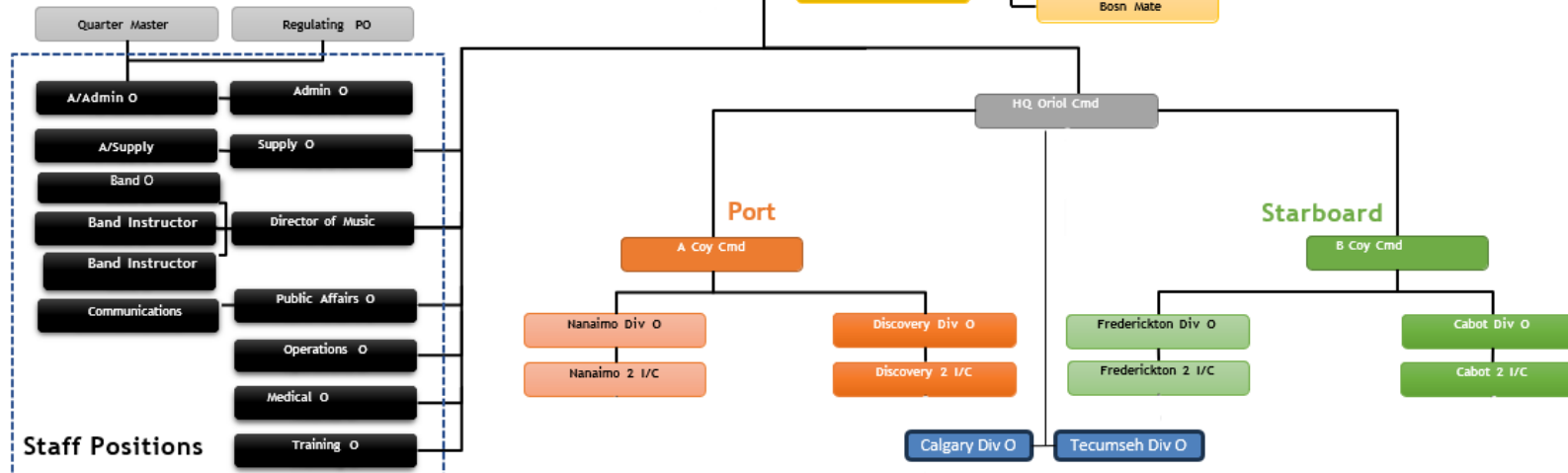
Organizational Chart



Legend



#21 NLCC Captain Jackson Chain of Command



8 - A large print out of the org chart is kept at Ship's Office. Please review it periodically to check for updates and any misspelled ranks/na

Welcome Handbook 2025– 2026

Uniform Measurement G



MEASURING INSTRUCTIONS

Logistik Uniform Inc. sizing system will recommend garment sizes if you enter your measurements on your order form or in the appropriate section of your profile on our website at www.logistikuniforms.com

Use a measuring tape to take your measurements, and enter them in the "MEASUREMENTS" section in the bottom section of Your Profile.

For more help, call our customer service at 1-888-326-8688 or 450-349-9700.

Getting the Right Fit

Follow these basic guidelines to get accurate body measurements:

➤ **Do not take your own measurements.** Ask a friend, colleague, spouse, or anyone else to help you. It is virtually impossible to measure yourself accurately.

➤ **Follow the instructions for each particular measurement very carefully.**

➤ **Do not take measurements over thick clothing.** Some measurements are preferably taken against the skin or against undergarments, while others are taken over clothing. **Always refer to the instructions and diagrams.**

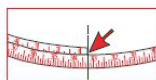
➤ **For each measurement, stand straight, still, and relaxed.** Do not hold your breath.

➤ **Do not estimate measurements.** Measure according to the specific instructions for each measurements (see below).

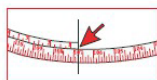
ALWAYS ROUND UP TO THE NEAREST 1/2-INCH OR 1 CENTIMETER

When the measurement you are reading falls in between whole numbers, always round the number **up to the nearest 1/2 inch or 1 centimeter** (the only exception is the head measurement which should be rounded up to the nearest 1/4 inch or 0.5 cm). Take the following examples:

In Example 1, the edge of the tape lines up at 33 1/4 inches. Therefore, the correct measurement (after rounding up) would be 33 1/2 inches. In Example 2, the reading is between 106 and 107. Therefore, the correct measurement is 107 centimeters.



Example 1



Example 2

HEAD MEASUREMENT

1. Measure around the widest point of the head, just above the ears (Figures 1A & 1B).
2. The correct measurement is the number that lines up with the edge (or beginning) of the tape (Figures 1B & 1C).

Note: For the head measurement, round up to the nearest 1/4 inch or 0.5 cm.



FIGURE 1A



FIGURE 1B

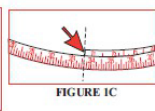


FIGURE 1C

The correct measurement is the number that lines up with the edge of the tape, rounded up to the nearest 1/4 inch or 0.5 cm. This person has a head measurement of 23 1/4 inches.

NECK MEASUREMENT

(Use one of the two following methods)

METHOD 1 (Preferred method)

1. Take a shirt that fits you well when the top button is fastened.
2. Unbutton the shirt, put the shirt flat on a table, with the collar wide open.
3. Measure the distance between the center of the button and the center of the buttonhole (Figures 2A). The measurement you obtained is your neck measurement (Figure 2B).

METHOD 2

1. This measurement is taken against the skin.
2. Wrap a tape around the neck, following the collar line (between the collar and the skin). Take the measurement where the top button would be if it were buttoned up.
3. At the front of the neck, make a "V" (90° angle) by crossing the edge (or beginning) of the tape over the tape length (Figures 2C & 2D).
4. Read the number that lines up with the bottom of the edge of the tape (you should be able to easily insert your finger between the measuring tape and your neck at the front) (Figure 2D).

METHOD 1



FIGURES 2A



FIGURE 2B



FIGURE 2C



FIGURE 2D

The correct measurement is the number that lines up with the arrow, rounded up to the nearest 1/2 inch or 1 cm.

CHEST / BUST MEASUREMENT

1. Lift the arms, place tape around the chest at the largest part with tape parallel to the floor, place arms down to the sides and take the measurement (Figures 3A & 3B).

Note: The measuring tape should be snug, but not too tight around the body.



FIGURE 3A



FIGURE 3B

Do not estimate measurements. Take this measurement over light clothing.

WAIST MEASUREMENT

(Use one of the two following methods)

METHOD 1 (Preferred method)

1. Take a pair of trousers that fits you well when fastened (**Do not use low rise trousers**).
2. Put the trousers flat on a table, waist fastened.
3. Measure the distance from one side seam to the other (Figure 4A). The measurement you obtain should be multiplied by two (2); this is your waist measurement.

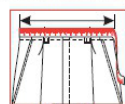


FIGURE 4A

METHOD 2

1. This measurement is taken directly against the skin, but you must wear trousers while taking it in order to determine your belt line (**Do not use low rise trousers**).
2. Wrap the tape around the waist at the belt line, inserting it between the trousers and skin (Figures 4B & 4C). The tape should be snug against the skin, but not tight.
3. The correct measurement is the number that lines up with the edge of the tape.



FIGURE 4B

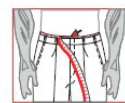


FIGURE 4C

Do not estimate measurements. Do not take the measurement over your pants or belt.

HIPS MEASUREMENT

This measurement should be taken over lightweight clothing. **Note:** You have to empty your pockets.

1. Stand straight with feet together, measure at the fullest part of the seat, keeping the tape parallel to the floor (Figure 5A).



FIGURE 5A

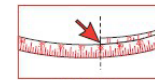


FIGURE 5B

The correct measurement is the number that lines up with the edge of the tape, rounded up to the nearest 1/2 inch or 1 cm (Figure 5B).

HAND MEASUREMENT

1. Measure your dominant hand - the right if you are right-handed, and the left if you are left-handed.
2. Measure around the knuckles (Figure 6A, indicated by the tape in the illustration).
3. Clench the fingers in the palm; the hand measurement correspond to the number that lines up with the edge of the tape (Figure 6B).



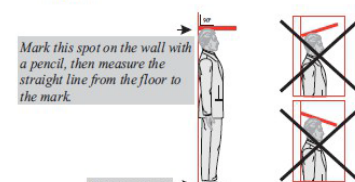
FIGURE 6A



FIGURE 6B

HEIGHT

1. Remove shoes.
2. Stand straight with heels together, with your back up against a wall. Make sure your head is touching the wall.
3. Take a flat and rigid tool (example : a wooden ruler is good) and place it flat on the head up against the wall. Make sure the tool is at a 90-degree angle with the wall, and make a mark on the wall with a pencil.
4. Measure in a straight line from the floor to the mark on the wall.



Remove shoes! →

Measurements in inches:

Height: _____

Chest: _____

Waist: _____

Hips: _____

Foot (Length): _____

Foot (Width): _____

Neck: _____

Head: _____

